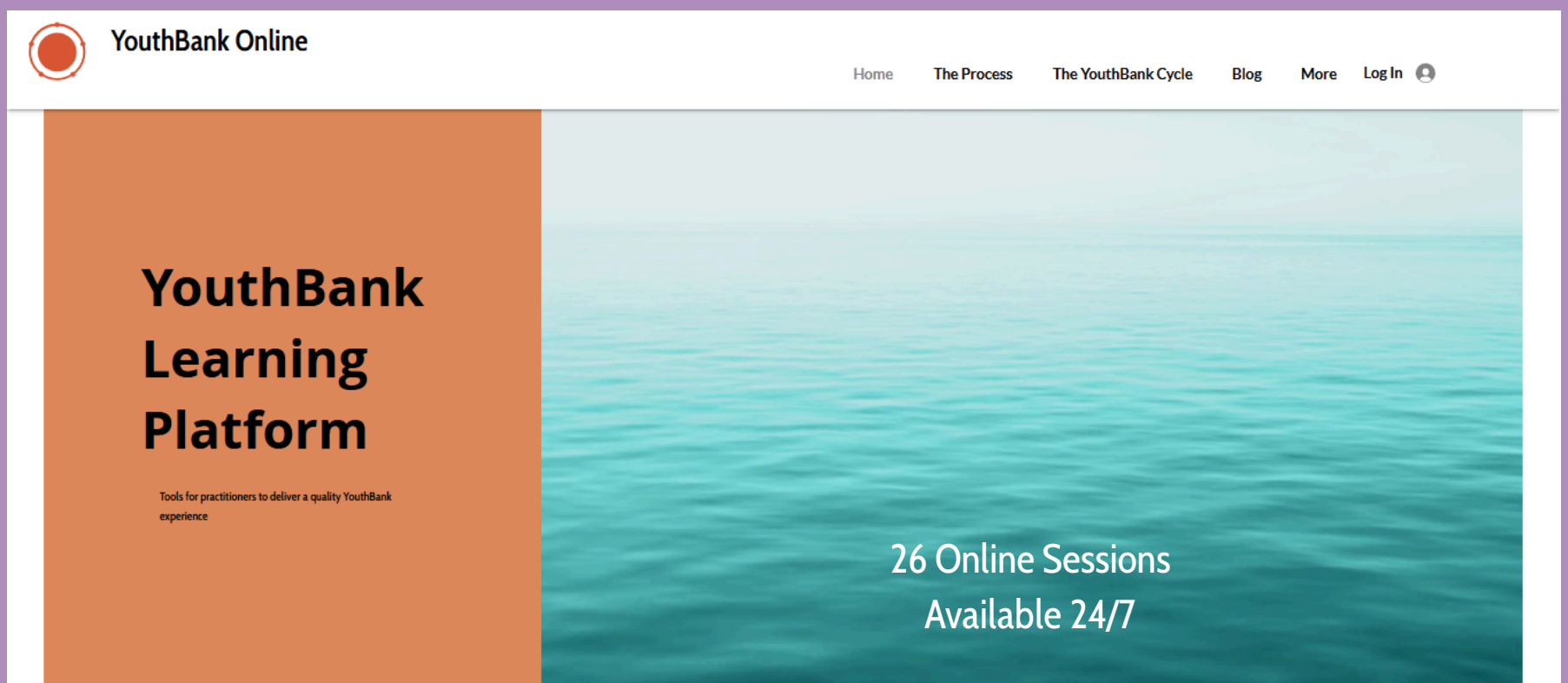


YouthBank GO! Package

Welcome to the Learning Platform



The offer includes YouthBank Model Basics Online Training & a YouthBank License Subscription.

What you get



YOUTHBANK MODEL METHODOLOGY & CURRICULUM

Dive deep into the YouthBank methodology with our online sessions, ensuring you have a solid foundation to guide and support young people in your community.

26 online sessions

37 videos



ACCESS TO THE LEARNING PLATFORM

Our Online Learning Platform is available 24/7, ensuring you can engage with the training modules and materials at your convenience.

The screenshot shows the YouthBank Online dashboard. On the left, a sidebar lists the training phases: YouthBank BASICS (31% complete), Introduction (14/14 steps), Phase 1 - You, Me and Our Place (2/10 steps), Phase 2 - Values, Challenge and Change (0/6 steps), Phase 3 - Upskilling for Change (0/7 steps), Phase 4 - Grant Making Process (0/10 steps), and Phase 5 - Impact, So What? (0/4 steps). The main area displays '51 Steps' and a graphic with four diverse faces and the text 'YouthBank Basics'. A navigation bar at the top includes links for Home, The Process, The YouthBank Cycle, Blog, and More, along with a user profile icon. Hand-drawn arrows point from text labels to specific elements: 'Your track record' points to the progress bar for Phase 1; 'YouthBank Phases' points to the sidebar list; 'Number of steps to complete the phase' points to the '51 Steps' text; and 'Your profile' points to the user profile icon in the top right.

Your track record

YouthBank Phases

Number of steps to complete the phase

Your profile

The screenshot shows a specific workshop page titled 'Expectations & Agreements'. The left sidebar shows the progress for Phase 1, with steps 'Phase 1 - You, Me and Our Place', 'What is a YouthBank?', and 'Real Lives. Real Money. Real Change' marked as complete. Below these are links for 'YouthBank Phases - Expectations', 'The Golden Values of YouthBank', and 'Building a team'. The main content area includes a description of the workshop challenge, a list of downloadable resources ('Expectations and Agreements.pdf' and 'SLIDE DECK Expectations and Agreements.pptx'), and navigation buttons for 'Complete Step', 'Previous', and 'Next'. Hand-drawn arrows point from text labels to specific elements: 'step-by-step workshop description' points to the main content area; 'workshop slides & templates' points to the download links; and an arrow points from the 'Complete Step' button to the 'workshop slides & templates' label.

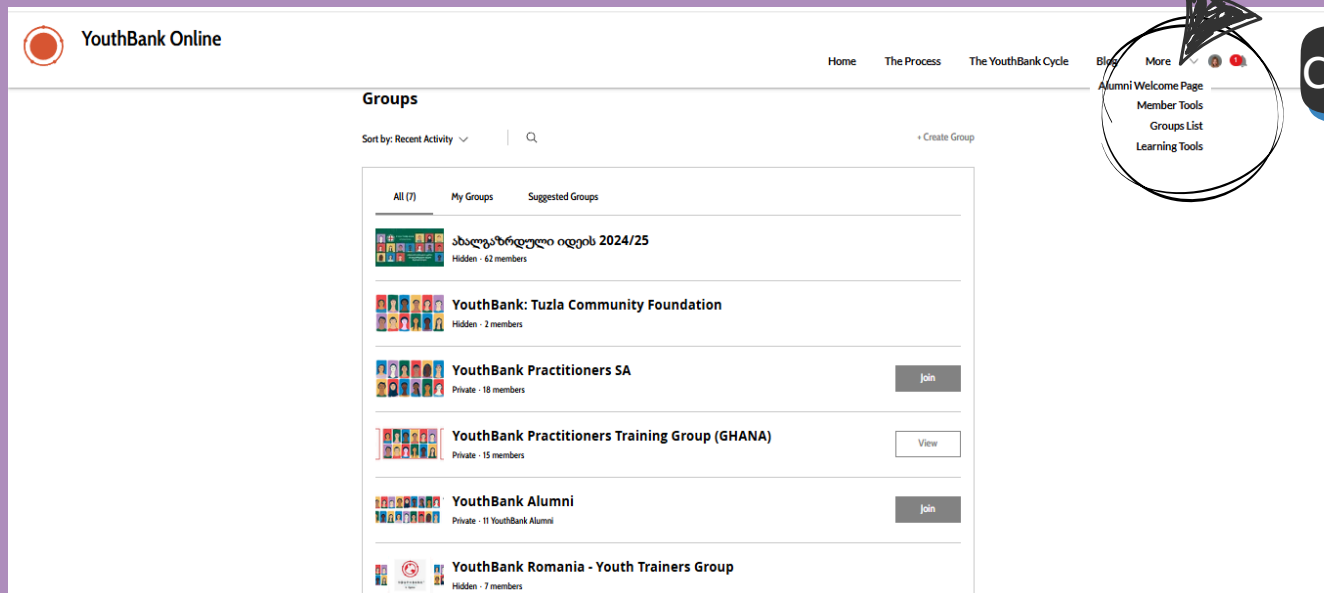
step-by-step workshop description

workshop slides & templates

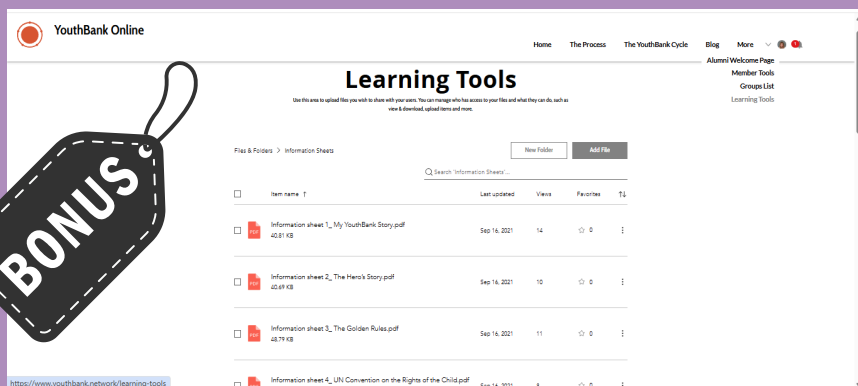


ACCESS TO DATA PLATFORM

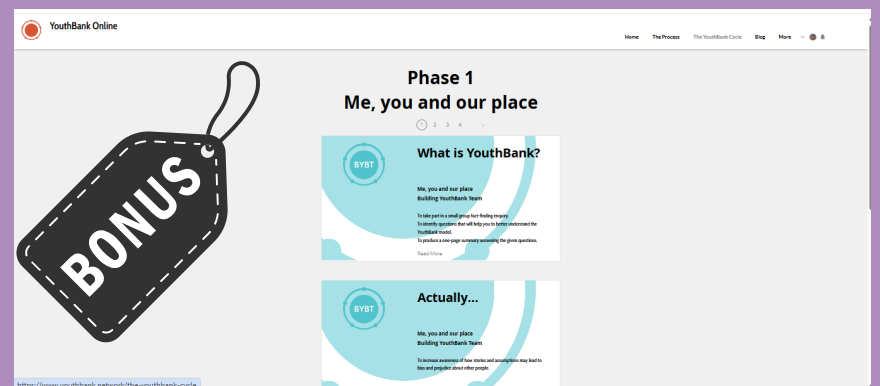
Our Data Platform is integrated within the Learning Platform, which enables you to enter your activities and achievements (data) in real time and track the impact as you go through the training.



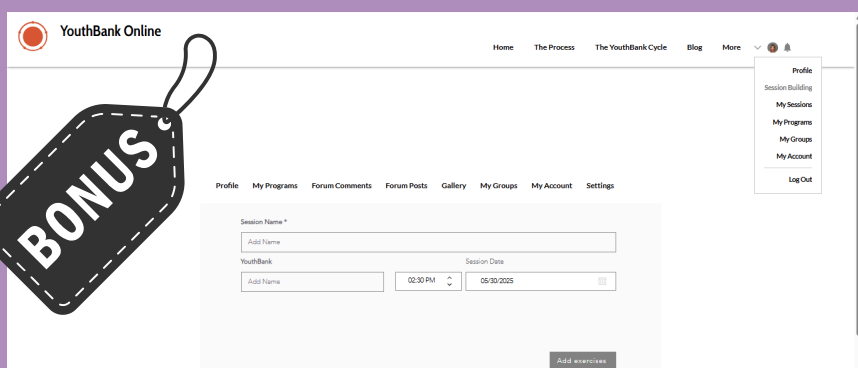
Communication forum



Access to Learning tools - everything you need for your training - YBI Branding guidelines, Information sheets, Templates... etc!



Access to Additional material - over 100 different activities and challenges for you to explore!



Build your own session! If all the additional material is not enough for you, create your own session and share it.



CERTIFICATION


Once you complete each YouthBank phase, you will earn a badge. Once finishing the entire training, you will be receiving your certificate.





IMPACT REPORT FOR YOUR YOUTHBANK

By providing us with the data (number of young people involved, problems they want to solve, projects they funded, etc...) we create an Impact Report which can be used as a tool for showcasing the potential sponsors, donors to support your YouthBank work.



Our Model promotes transparency, ethics and equity, fostering resilience and enabling youth to manage and allocate funds to youth-led projects, encouraging democratic thinking and decision-making.

Real Lives. Real Money. Real Change.
By young people, for young people.

REAL LIVES.
REAL MONEY.
REAL CHANGE.